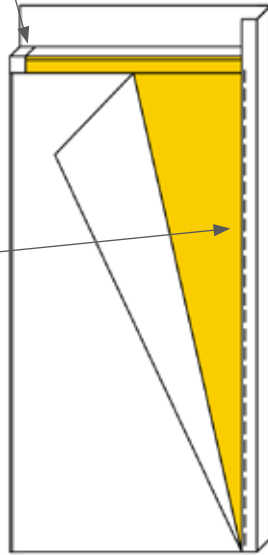


STADIUM PAD CUT DOWN


When you take the staples out to cut the wood down, you'll be able to see the sequence that the cover is put on.

You will be doing the reverse. **Note: loosen the entire top portion leaving the fold on the corner that is not being cut down.**

1 Staple the side on first




2 Staple the back on next



3 Fold corners of top

(look at the other side to see how they did it)



4 Staple the back on next

